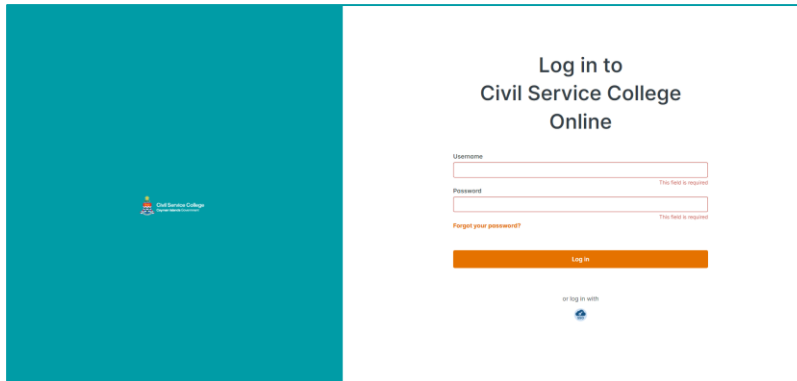


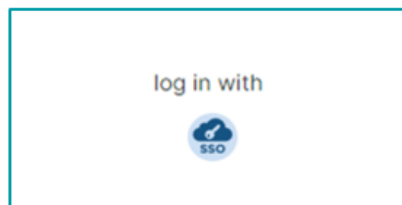
Step 1

Go to csconline.gov.ky in a web browser on your PC, laptop, tablet or smartphone.



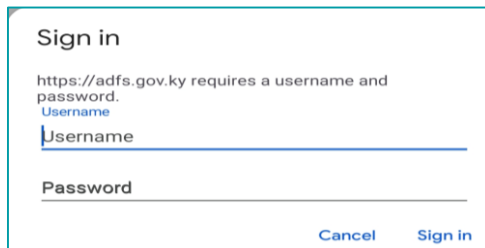
Step 2

Click on the **SSO** button to be automatically logged in.



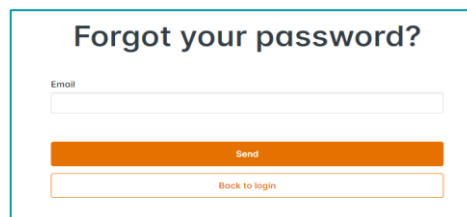
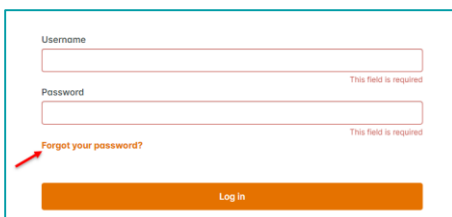
If you are not on the CIG network, you will be prompted to enter your **username** and **password**; be sure to use your **CIG username** and **password***.

*the username and password used to log in to your computer



Special Instructions:

If you are in **Ministry of Education**, **Ministry of Tourism** or **Parliament**, click **'Forgot your Password'**. You will be prompted to enter your email address and click send. An automatic email will be sent with instructions to set a new password. Thereafter, you will use your **CIG username** and **new password**.



Step 3

Watch [this video](#) to find out more about using the platform.

If you have any questions, please email csc@gov.ky

